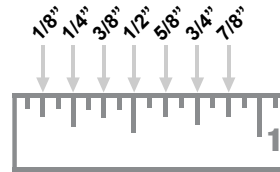





RICK LUCAS IMAGES

HORIZONTAL MEASURING GUIDE

Use a steel measuring tape and measure to the nearest 1/8 of an inch.



1 Choose Mount Type



Inside Mount

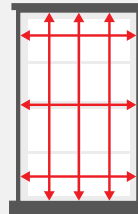
Window treatments are most commonly installed on the inside of the window frame.



Outside Mount

Occasionally you will need to mount your window treatments outside the window frame. These treatments are mounted directly to the trim or above the windows.

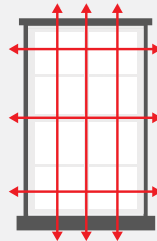
2 Measure



Inside Mount

Measure the inside of the window frame in **3 places** for width and height.

Record the narrowest width and tallest height.



Outside Mount

Measure the overall area to be covered.

Add extra inches (approximately 3") to the width and height of the window opening for optimum light control and privacy.

3 Record Measurements

Keep track of your measurements for when you order your window treatments.

Room Name: _____

Inside Mount: Outside Mount:

Width: _____ Height: _____

Room Name: _____

Inside Mount: Outside Mount:

Width: _____ Height: _____

Room Name: _____

Inside Mount: Outside Mount:

Width: _____ Height: _____

Room Name: _____

Inside Mount: Outside Mount:

Width: _____ Height: _____

Room Name: _____

Inside Mount: Outside Mount:

Width: _____ Height: _____

Room Name: _____

Inside Mount: Outside Mount:

Width: _____ Height: _____